

Connection Elements for Compact Modules

The Drive & Control Company



Connection Elements

Connection elements for compact modules allow the fast and easy adaptation to profiles and supports made with the Rexroth Structural Aluminum Framing program.

The connection elements are sold as assemblies with all parts needed for mounting compact modules.

A series of connection elements is also available for combining compact modules on top of each other.

For further information, see the Compact Module catalog and the Structural Aluminum Framing catalog.



Do not attach or support compact modules on the end bearing assemblies! The weight bearing portion is the main body!

For motor mounting via a belt mount, the motor can extend into the working area of neighboring axes.

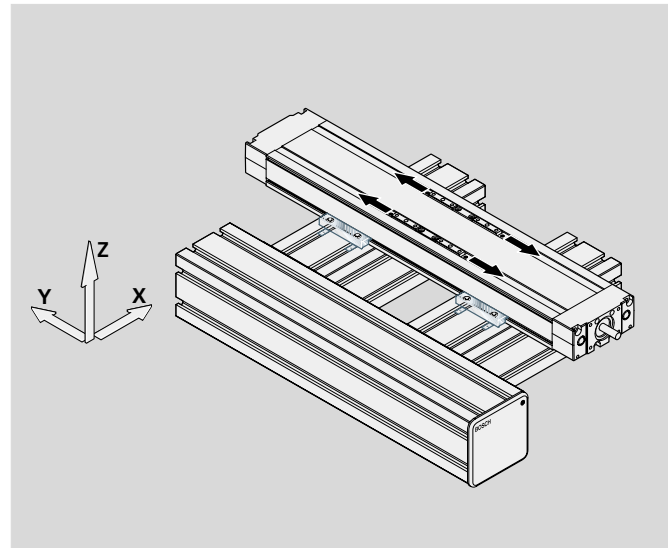
Watch for interfering edges!

Connection with Clamps

Compact Module

- with 1 or 2 carriages
- perpendicular to the support profile (Y-direction)
- attached to the main body

Carriage travels

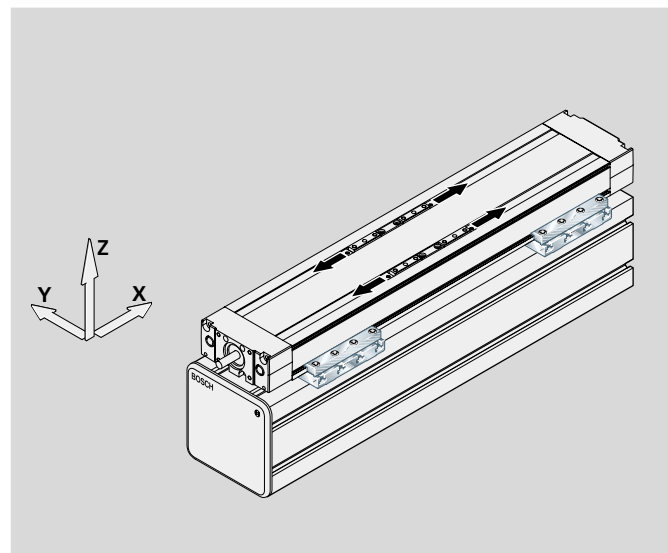


Connection with Connection Plates

Compact Modules

- with 1 or 2 carriages
- parallel to the support profile (X-direction)
- attached to the main body

Carriage travels

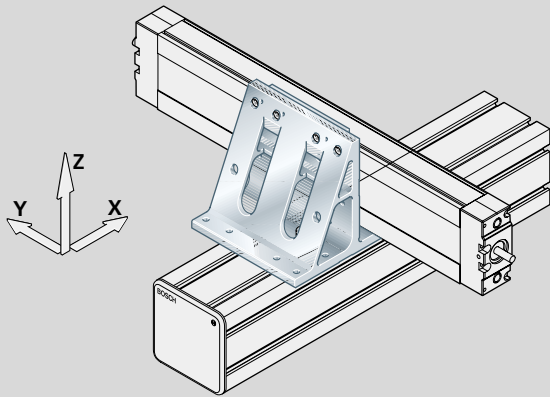


Connection with Brackets

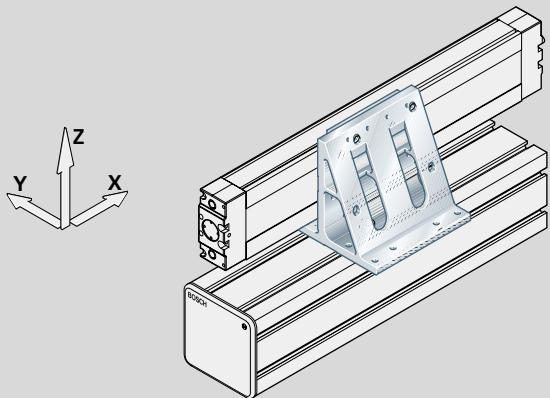
Carriage travels/main body fixed

Compact Module with 1 or 2 carriages

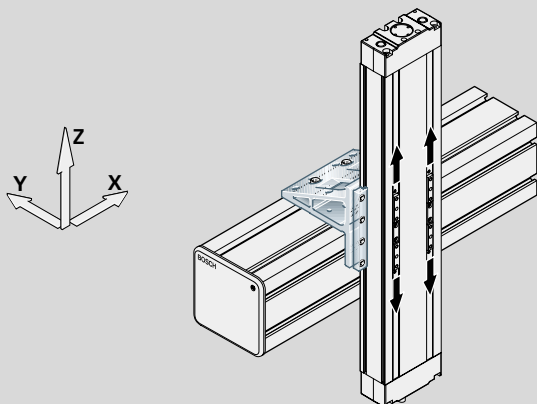
Compact Module perpendicular to support profile (Y-direction)



Compact Module parallel to support profile (X-direction)



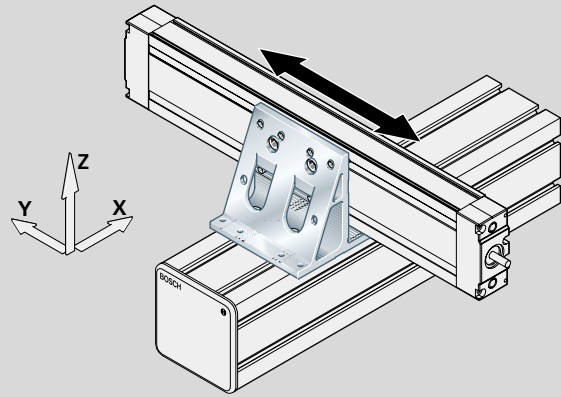
Compact Module perpendicular to support profile (Z-direction)



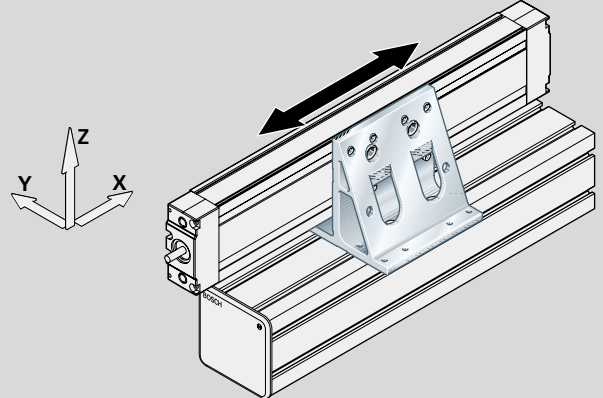
Carriage fixed/main body travels

Compact Module with 2 carriages

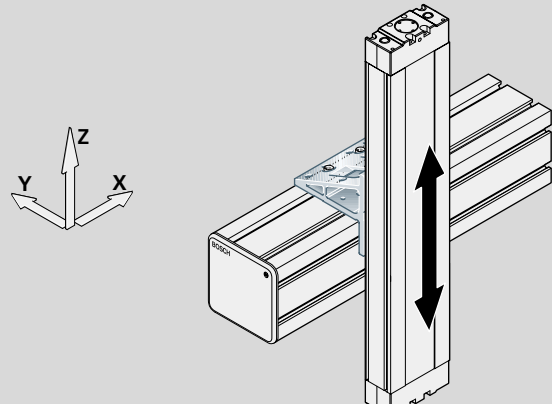
Compact Module perpendicular to support profile (Y-direction)



Compact Module parallel to support profile (X-direction)



Compact Module perpendicular to support profile (Z-direction)



Connection Elements

Clamping Kits

- Compact Module** • in Y-direction
• carriage travels

Materials

Clamp	aluminum alloy
T-Nut	steel

Surface/Color

Clamp	black anodized
Screw	black, Tuflok coated
T-Nut	zinc-plated

Clamping kits allow for quick installation of compact modules on suitable support structures. The screw spacing is set up for profiles with spacing patterns of 50 and 40 mm. Attachment is to the main body. The compact module is available with one or two carriages.

Assembly

- Set up supporting structure
- Pre-install kits
- Position the compact module
- Observe the maximum fastening torque in the table when attaching the compact modules
- Recommended quantity of clamps: 3 pieces per meter on each side (design the support structure accordingly!)

Compact Module	Dimensions (mm)	
	A	B
CKK 12-90	102	112
CKK 15-110	126	140
CKK 20-145	161	175
CKK 25-200	240	222

Fastening Torque for Mounting Screws

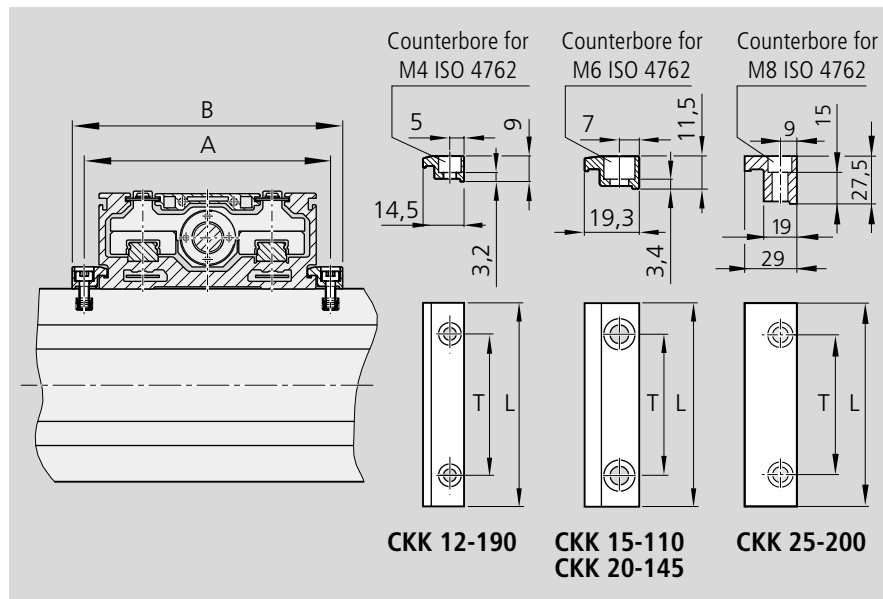
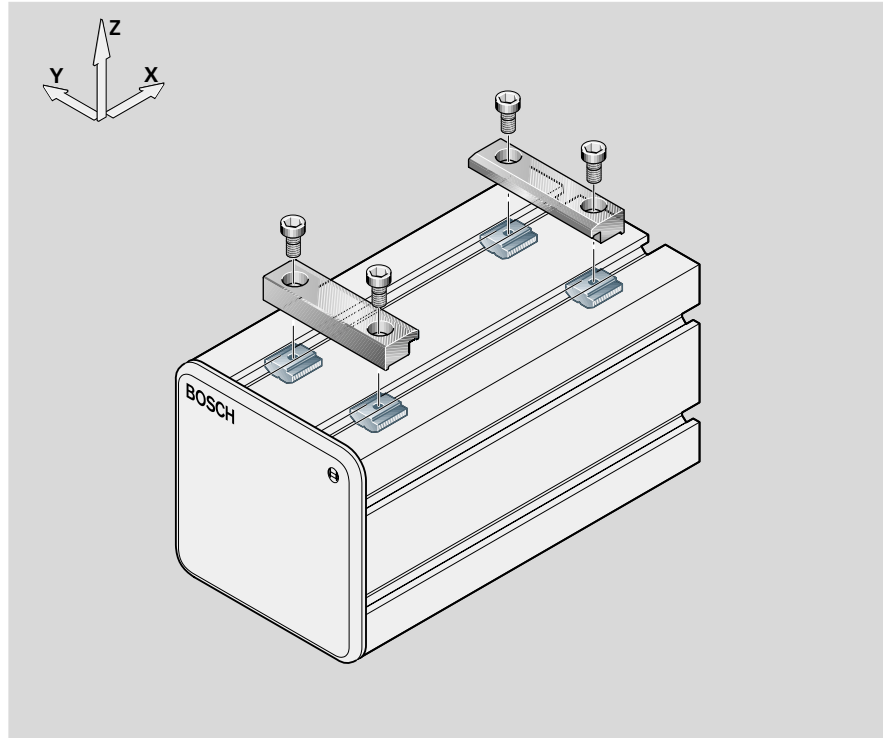
For frictional factor 0.125

Screw	Torque (Nm)		
	M4	M6	M8
8.8	2.7	9.5	23
Nm	2.7	9.5	23

Scope of Delivery

Clamping Kits

- 2 pieces clamps
- 4 pieces socket head cap screws
- 4 pieces T-Nuts



Module Size	Pattern Dims.	Dims. (mm)		Weight (kg)	Part Number for Kit
		T	L		
CKK 12-90	50	50	72	0.09	0391-200-82
	40	40	62	0.08	0391-200-83
CKK 15-110 and CKK 20-145	50	50	72	0.11	0391-200-84
	40	40	62	0.10	0391-200-85
CKK 25-200	50	50	88	0.12	0391-200-88
	40	40	78	0.10	0391-200-89

Connection Plate Kits

- Compact Module** • in X-direction
• carriage travels

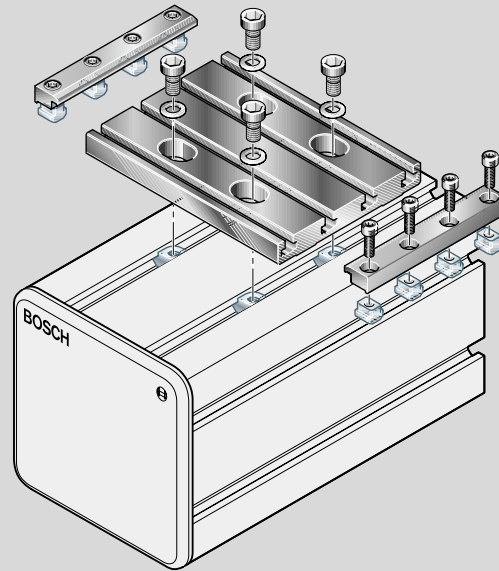
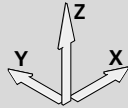
Material

Connection plate	AlMgSi 0,5 F25
Clamp	aluminum alloy
T-Nut	steel

Surface/Color

Connection plate	black anodized
Clamp	black anodized
Screws	black, Tuflok coated
Nut for T-slot	plain
Washer	zinc-plated
T-Nut	zinc-plated

Connection plate kits are set up for profiles with spacing patterns of 50 and 40 mm. Attachment is to the main body. The compact module is available with one or two carriages.





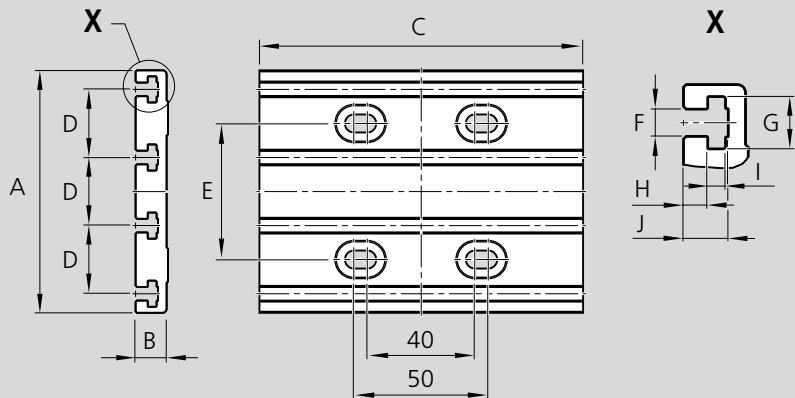
Assembly

- Set up supporting structure
- Attach connection plates to the supporting structure
- Position the compact module
- Observe the maximum fastening torque in the table when attaching the compact modules
- Recommended quantity of connection plates: 3 pieces per meter

Fastening Torque for Mounting Screws

For frictional factor 0.125

 8.8	M4	M6	M8
 Nm	2.7	9.5	23



Scope of Delivery

Connection Plate Kits:

- 1 piece connection plate
- 2 pieces clamps
- 12 pieces socket head cap screws
- 8 pieces nuts for T-slot
- 4 pieces washers
- 4 pieces T-Nuts

Compact Module	Dimension (mm)										Weight (kg)	Part No. for Kit
	A	B	C	D	E	F	G	H	I	J		
CKK 12-90	89	12	120	25	50	5	9.6	4.5	3.3	8.3	0.37	0391-200-72
CKK 15-110	144	18	145	40	80	8	14.5	4.9	6.2	11.8	1.06	0391-200-73
CKK 20-145	144	18	180	40	80	8	14.5	4.9	6.2	11.8	1.25	0391-200-74

Connection Elements

Connection Bracket Kits

Compact Module

- in X- or Y-direction
- carriage travels

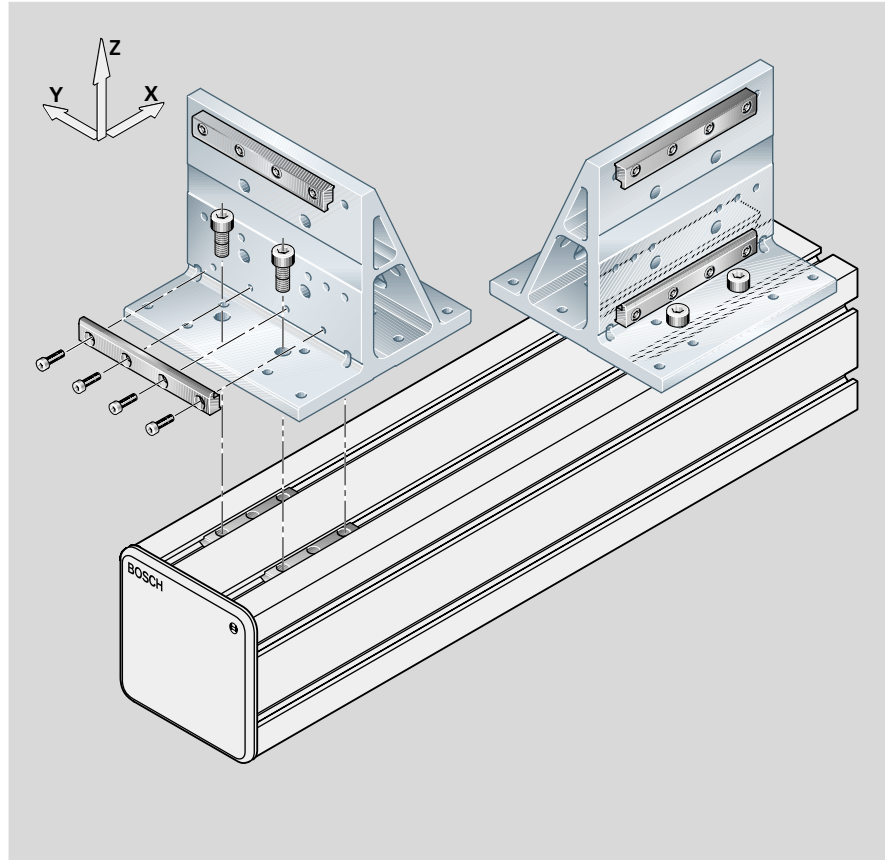
Material

Bracket	AlMgSi 0.5 F25
Clamp	aluminum alloy
Threaded bar	steel

Surface/color

Bracket	clear anodized
Clamp	black anodized
Screws	black, Tuflok coated
Threaded bar	zinc-plated

Connection bracket kits are set up for profiles with spacing patterns of 50 mm. Attachment is to the main body. The compact module is available with one or two carriages.





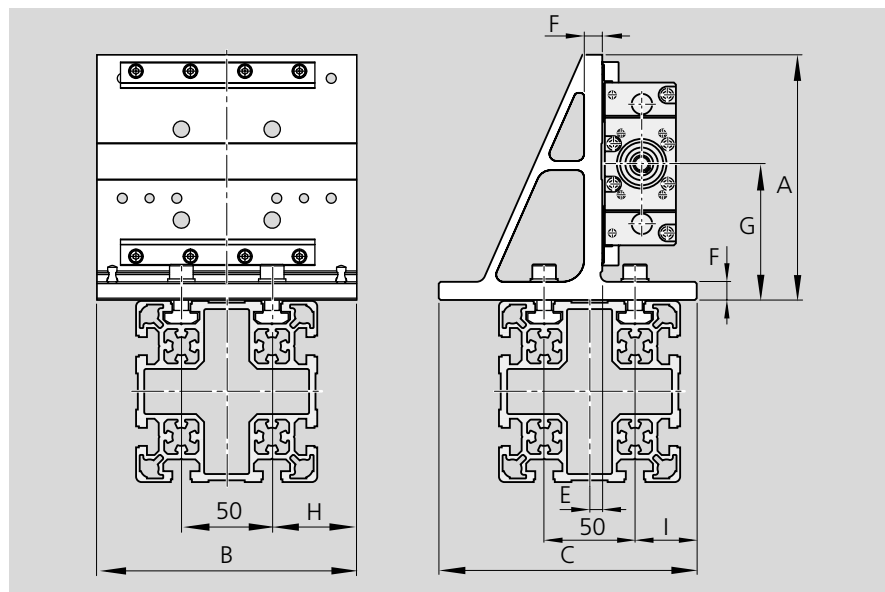
Assembly

- Set up supporting structure
- Install brackets on supporting structure
- Attach the compact module to the brackets
- Observe the maximum fastening torque in the table

Fastening Torque for Mounting Screws

For frictional factor 0.125

 8.8	M4	M5	M6	M8
 Nm	2.7	5.5	9.5	23



Scope of Delivery

Connection Bracket Kits:

- 1 piece bracket
- 2 pieces clamps
- 12 pieces socket head cap screws
- 2 pieces threaded bars

Compact Module	Dimensions (mm)								Weight (kg)	Part No. of Kit
	A	B	C	E	F	G	H	I		
CKK 12-90	135	143	142	7	10	75	46.5	34	1.5	0391-100-78
CKK 15-110	168	180	155	11.5	14	96	65	42	2.9	0391-100-79
CKK 20-145	202	145	155	11.5	14	111.5	47.5	42	2.6	0391-100-80

Connection Bracket Kits

Compact Module

- in X- or Y-direction
- main body travels

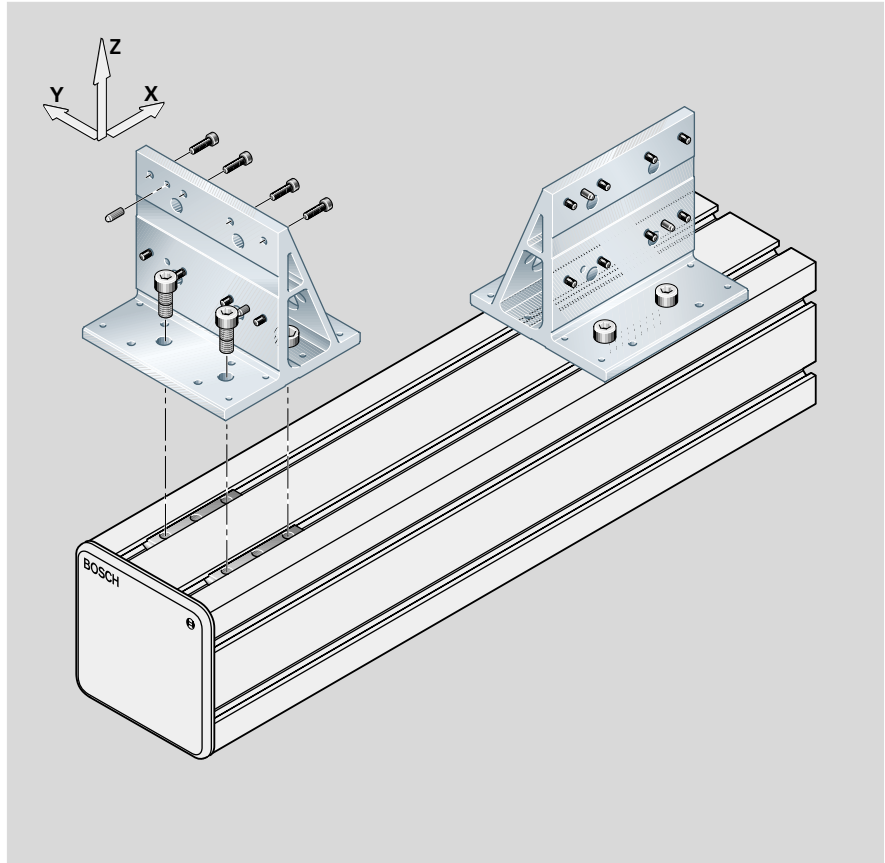
Material

Bracket	AlMgSi 0.5 F25
Threaded bar	steel

Surface/Color

Bracket	clear anodized
Set-screw	plain, hardened
Screws	black, Tuflok coated
Threaded bar	zinc-plated

Connection bracket kits are set up for profiles with spacing patterns of 50 mm. Attachment is to the carriage. The compact module is available with two carriages only.




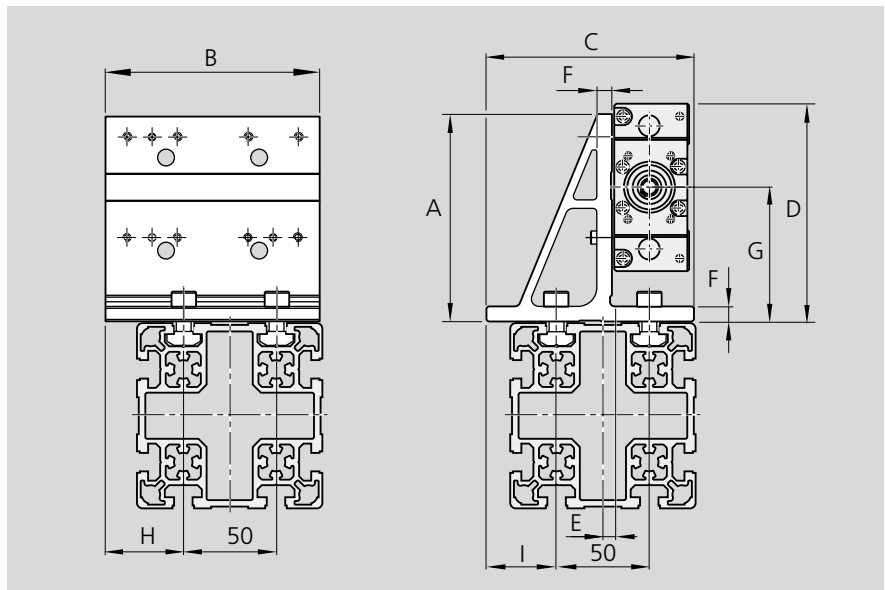
Assembly

- Set up supporting structure
- Install brackets on supporting structure
- Attach the compact module to the brackets
- Observe the maximum fastening torque in the table

Fastening Torque for Mounting Screws

For frictional factor 0.125

	8.8	M4	M5	M6	M8
 Nm	2.7	5.5	9.5	23	



Scope of Delivery

Connection Bracket Kits:

- 1 piece bracket
- 2 pieces set-screws
- 12 pieces socket head cap screws
- 2 pieces threaded bars

Compact Module	Dimensions (mm)									Weight (kg)	Part No. of Kit
	A	B	C	D	E	F	G	H	I		
CKK 12-90	110	115	110	117	5.5	8	72	42	36	0.9	0391-100-81
CKK 15-110	135	143	142	144	7	10	89	46.5	58	1.5	0391-100-82
CKK 20-145	168	180	155	184	11.5	14	111.5	65	63	2.8	0391-100-83

Connection Elements

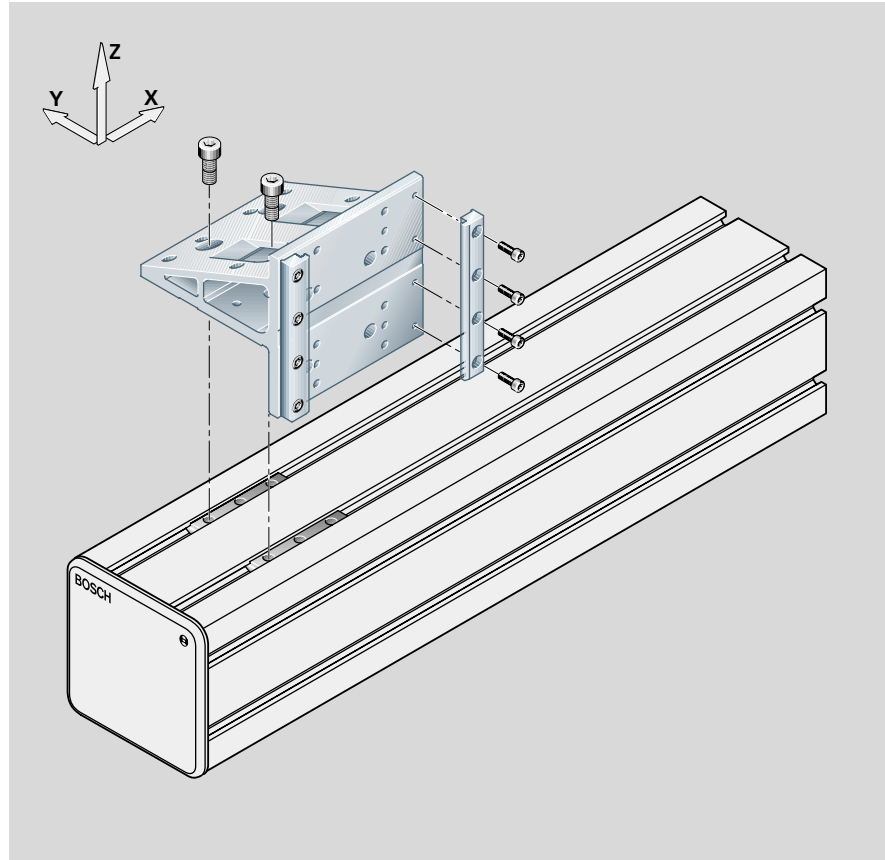
Connection Bracket Kits

Compact Module • in Z-direction
• carriage travels

Material

Bracket	AlMgSi 0.5 F25
Clamp	aluminum alloy
Threaded bar	steel
Surface/ Color	
Bracket	clear anodized
Clamp	black anodized
Screws	black, Tuflok coated
Threaded bar	zinc-plated

Connection bracket kits are set up for profiles with spacing patterns of 50 mm. Attachment is to the main body. The compact module is available with one or two carriages.





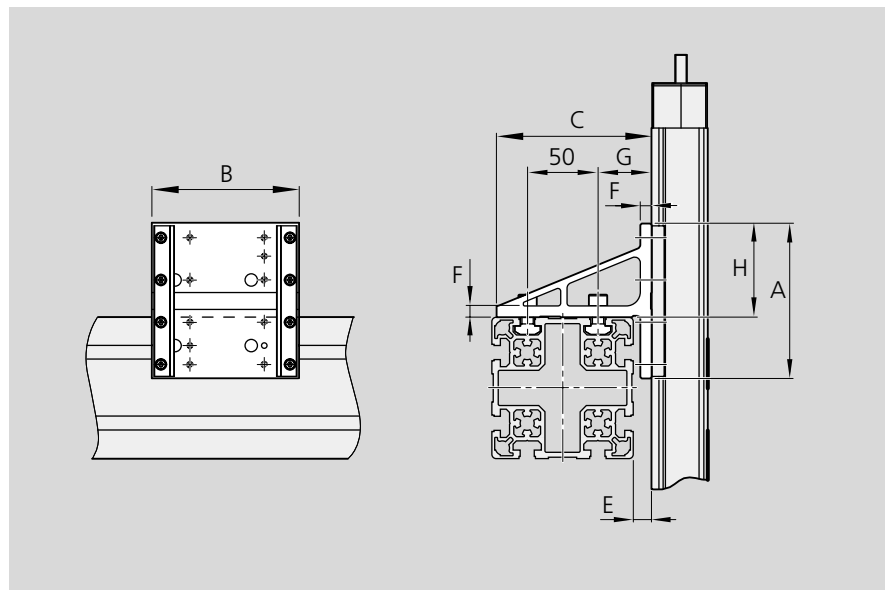
Assembly

- Set up supporting structure
- Install brackets on supporting structure
- Attach the compact module to the brackets
- Observe the maximum fastening torque in the table

Fastening Torque for Mounting Screws

For frictional factor 0.125

	8.8	M4	M6	M8
	Nm	2.7	9.5	23



Scope of Delivery

Connection Bracket Kits:

- 1 piece bracket
- 2 pieces clamp
- 12 pieces socket head cap screws
- 2 pieces threaded bars

Compact Module	Dimensions (mm)							Weight (kg)	Part No. of Kit
	A	B	C	E	F	G	H		
CKK 12-90	110	115	110	13	8	38	66.5	0.9	0391-100-84
CKK 15-110	142	143	135	19	10	44	90	1.6	0391-100-85
CKK 20-145	155	180	168	29	14	54	99.5	2.9	0391-100-85

Connection Bracket Kits

Compact Module • in Z-direction • main body travels

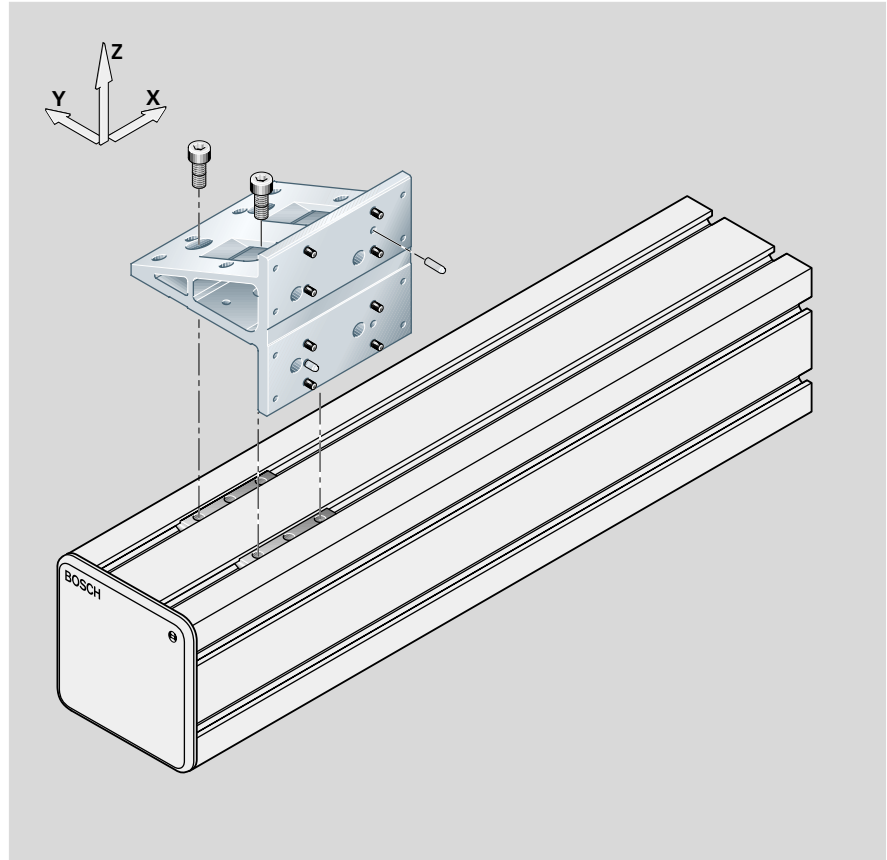
Material

Bracket	AlMgSi 0.5 F25
Threaded bar	steel

Surface/ Color

Bracket	clear anodized
Set-screws	plain, hardened
Screws	black, Tuflok coated
Threaded bar	zinc-plated

Connection bracket kits are set up for profiles with spacing patterns of 50 mm. Attachment is to the carriage. The compact module is available with two carriages only.





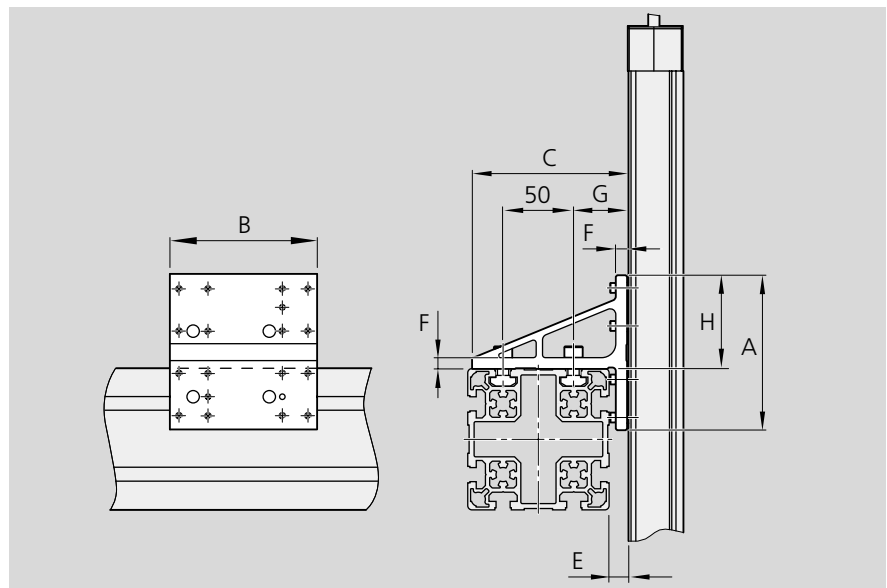
Assembly

- Set up supporting structure
- Attach brackets to module
- Attach module with brackets to supporting structure
- Observe the maximum fastening torque in the table

Fastening Torque for Mounting Screws

For frictional factor 0.125

	8.8	M4	M5	M6	M8
	Nm	2.7	5.5	9.5	23



Scope of Delivery

Connection Bracket Kits:

- 1 piece bracket
- 2 pieces set-screws
- 12 pieces socket head cap screws
- 2 pieces threaded bars

Compact Module	Dimensions (mm)							Weight (kg)	Part No. of Kit
	A	B	C	D	E	F	G		
CKK 12-90	110	115	111	14	8	39	66.5	0.9	0931-100-81
CKK 15-110	142	143	136	20	10	45	90	1.5	0931-100-82
CKK 20-145	155	180	169	30	14	55	99.5	2.8	0931-100-83

Notes

Notes

Bosch Rexroth Corporation
Linear Motion and
Assembly Technologies
14001 South Lakes Drive
Charlotte, NC 28273
Telephone (800) 438-5983
Facsimile (704) 583-0523
www.boschrexroth-us.com

Bosch Rexroth Corporation
Corporate Headquarters
5150 Prairie Stone Parkway
Hoffman Estates, IL 60192-3707
Telephone (847) 645-3600
Facsimile (847) 645-6201

Bosch Rexroth Corporation
Industrial Hydraulics
2315 City Line Road
Bethlehem, PA 18017-2131
Telephone (610) 694-8300
Facsimile (610) 694-8467

Bosch Rexroth Corporation
Electric Drives and Controls
5150 Prairie Stone Parkway
Hoffman Estates, IL 60192-3707
Telephone (847) 645-3600
Facsimile (847) 645-6201

Bosch Rexroth Corporation
Pneumatics
1953 Mercer Road
Lexington, KY 40511-1021
Telephone (859) 254-8031
Facsimile (859) 281-3491

Bosch Rexroth Corporation
Mobile Hydraulics
1700 Old Mansfield Road
Wooster, OH 44691-0394
Telephone (330) 263-3300
Facsimile (330) 263-3333