







REXROTH MARINE PRODUCTS





Marine Control Systems such as LOGICMASTER® and GEARMASTER® Propulsion Control Systems protect engines and equipment on tugs, offshore supply, and other vessels. For more product details, please consult factory.

INDEX

TYPICAL SYSTEM SCHEMATICS

LOGICMASTER® Air Clutch	1
LOGICMASTER® Hydraulic Clutch	2
GEARMASTER® Hydraulic Clutch	3

I. LOGICMASTER® AIR CLUTCH CONTROL UNITS

Features and Specifications	4
P90196 Control Unit – Standard	5
P90197 Control Unit – Standard with Shaft Brake	5
P90198 Control Unit – Proportional Reversing Timing	5
P90398 Control Unit – 3600 Caterpillar engine only	5

II. LOGICMASTER® HYDRAULIC CLUTCH CONTROL UNITS

Features and Specifications	6
P90008 Control Unit	7
P90008-0001 Control Unit	7

III. GEARMASTER® CONTROL UNITS AND SYSTEMS

Features and Specifications	8
P67393 Control Unit – Pneumatic Throttle Interlock	9
P67394 Control Unit – Hydraulic Throttle Interlock	9

IV. CLUTCH AND THROTTLE VALVES

1. THD-2-FM CONTROLAIR® Valve	10
2. HD-2-FM CONTROLAIR® Valve	12
3. HD-2-FC CONTROLAIR® Valve	13
4. HD-2-FX CONTROLAIR® Valve	14
5. HC-2-FM CONTROLAIR® Valve	15
6. HC-2-FX CONTROLAIR® Valve	16
7. H-2-FM CONTROLAIR® Valve	17
8. H-2-FC CONTROLAIR® Valve	18
9. H-2-FX CONTROLAIR® Valve	19
10. 2A-2A CONTROLAIR® Valve	20
11. 2A-2B CONTROLAIR® Valve	21
12. 2A-2D CONTROLAIR® Valve	22
13. H-3 & H-3-G CONTROLAIR® Valve	23
14. SH-3 CONTROLAIR® Valve	24
15. H-4 & H-4-G CONTROLAIR® Valve	25
16. Mechanical Control Head	26

V. AIR LOGIC VALVES

Gage Block	28
Shuttle Valve	29
Check Valve	30
Flow Control	31
Time Delay with Volume	32
Volume	33
3-Way Solenoid Normally Open Valve	34
3-Way Solenoid Normally Closed Valve	35
Multifunction Valves – Pneumatic Pilot	36
Multifunction Valves – Hydraulic Pilot	37
Multifunction Adjustable Valve	38
Pressure Regulator	39
Subplate	40
Hydraulic Shuttle Valve	41

VI. ASSOCIATED COMPONENTS

Shuttle Panel – Two Station – Single Engine	42
Shuttle Panel – Two Station – Twin Engine	44
Control Transfer/Interlock Panel	46
Control Transfer/Interlock Panel with Shuttle Valves	48

VII. OTHER CONTROL COMPONENTS

	50
--	----