

### **CONSTRUCTION**

- Body is brass construction, locking teeth and release collar manufactured to one piece construction
- Straights and shapes manufactured from CA360, CA345 or CA 377 brass
- "O" ring seal manufactured from BUNA-N (Nitrile)
- Tube support insert

### **ADVANTAGES**

- No special tubing preparation necessary
- No special tools needed for assembly
- Can be assembled and disassembled repeatedly
- Automatic locking and sealing up to maximum working Pressure of tubing
- Elbows and tees available with 360° swivel
- Release collar allows instant removal of tubing

### **APPLICATIONS**

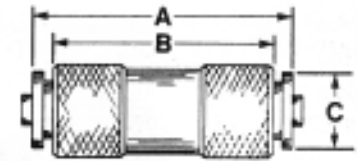
- Compatible with high quality polyethylene, nylon, polyurethane (90° durometer and over), polybutylene and other soft metal tubing
- For use in instrumentation, automation and signal circuits
- Pressures and temperatures are governed by the parameters of the tubing involved
- Excellent vibration characteristics
- Meets D.O.T. FMVSS 571.106 Air Brake Performance Specifications

### **NOTES**

- Current price list represents in stock cataloged items.
- Non-stock items and special parts are available on a quotation basis.
- Configurations and dimensions are subject to change without notice.

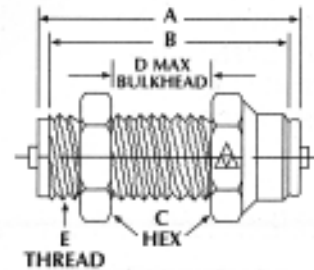
**262PPDOT STRAIGHT UNION, TUBE TO TUBE**

| PART NUMBER | O.D. TUBE | A     | B     | C     |
|-------------|-----------|-------|-------|-------|
| 262PPDOT-4  | 1/4       | 1.732 | 1.575 | 7/16  |
| 262PPDOT-6  | 3/8       | 1.732 | 1.575 | 9/16  |
| 262PPDOT-8  | 1/2       | 1.89  | 1.732 | 11/16 |
| 262PPDOT-10 | 5/8       | 2.10  | 1.90  | .87   |



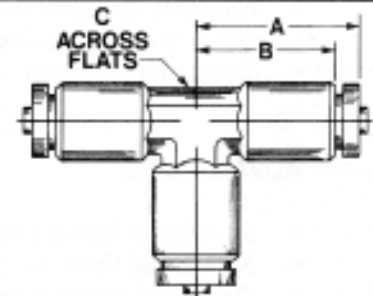
**262BHPPDOT BULKHEAD UNION, TUBE TO TUBE**

| PART NUMBER   | O.D. TUBE | A    | B    | C     |
|---------------|-----------|------|------|-------|
| 262BHPPDOT-4  | 1/4       | 1.85 | 1.69 | 11/16 |
| 262BHPPDOT-6  | 3/8       | 1.85 | 1.69 | 13/16 |
| 262BHPPDOT-8  | 1/2       | 1.90 | 1.75 | 15/16 |
| 262BHPPDOT-10 | 5/8       | 1.92 | 1.85 | 1-1/8 |



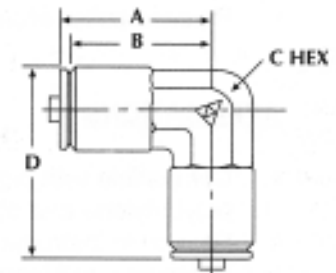
**264PPDOT UNION TEE, TUBE TO TUBE TO TUBE**

| PART NUMBER | O.D. TUBE | A     | B     | C   |
|-------------|-----------|-------|-------|-----|
| 264PPDOT-4  | 1/4       | 1.004 | .925  | 3/8 |
| 264PPDOT-6  | 3/8       | 1.063 | .984  | 1/2 |
| 264PPDOT-8  | 1/2       | 1.240 | 1.161 | 5/8 |



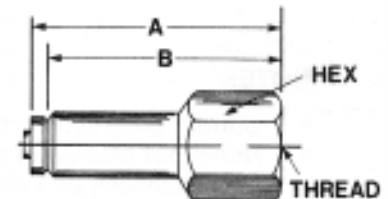
**265PPDOT ELBOW, TUBE TO TUBE**

| PART NUMBER | O.D. TUBE | A    | B    | C    | HEX |
|-------------|-----------|------|------|------|-----|
| 265PPDOT-4  | 1/4       | 1.01 | .91  | 1.24 | 3/8 |
| 265PPDOT-6  | 3/8       | 1.08 | .98  | 1.38 | 1/2 |
| 265PPDOT-8  | 1/2       | 1.25 | 1.15 | 1.60 | 5/8 |



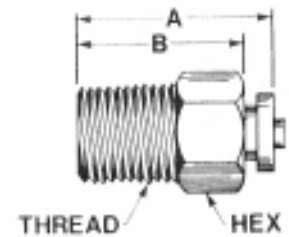
**266PPDOT FEMALE ADAPTER, TUBE TO FPT**

| PART NUMBER | O.D. TUBE | PIPE THREAD | A     | B     | HEX   |
|-------------|-----------|-------------|-------|-------|-------|
| 266PPDOT-4A | 1/4       | 1/8         | 1.300 | 1.200 | 9/16  |
| 266PPDOT-4B | 1/4       | 1/4         | 1.496 | 1.417 | 3/4   |
| 266PPDOT-6B | 3/8       | 1/4         | 1.496 | 1.417 | 3/4   |
| 266PPDOT-6C | 3/8       | 3/8         | 1.496 | 1.417 | 7/8   |
| 266PPDOT-8C | 1/2       | 3/8         | 1.61  | 1.51  | 7/8   |
| 266PPDOT-8D | 1/2       | 1/2         | 1.811 | 1.732 | 1-1/8 |



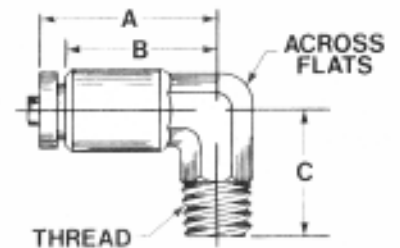
**268PPDOT MALE ADAPTER, TUBE TO MPT**

| PART NUMBER  | O.D. TUBE | PIPE THREAD | A     | B     | HEX   |
|--------------|-----------|-------------|-------|-------|-------|
| 268PPDOT-4A  | 1/4       | 1/8         | 1.004 | .925  | 7/16  |
| 268PPDOT-4B  | 1/4       | 1/4         | 1.035 | .957  | 9/16  |
| 268PPDOT-4C  | 1/4       | 3/8         | 1.12  | 1.02  | 11/16 |
| 268PPDOT-6A  | 3/8       | 1/8         | 1.28  | 1.18  | 9/16  |
| 268PPDOT-6B  | 3/8       | 1/4         | 1.181 | 1.102 | 9/16  |
| 268PPDOT-6C  | 3/8       | 3/8         | 1.102 | 1.024 | 11/16 |
| 268PPDOT-8B  | 1/2       | 1/4         | 1.46  | 1.36  | 11/16 |
| 268PPDOT-8C  | 1/2       | 3/8         | 1.260 | 1.181 | 11/16 |
| 268PPDOT-8D  | 1/2       | 1/2         | 1.220 | 1.142 | 7/8   |
| 268PPDOT-10C | 5/8       | 3/8         | 1.44  | 1.34  | 7/8   |
| 268PPDOT-10D | 5/8       | 1/2         | 1.68  | 1.58  | 7/8   |



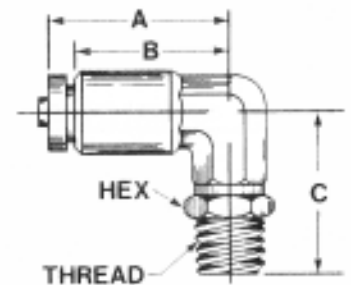
**269PPDOT MALE ELBOW, TUBE TO MPT**

| PART NUMBER  | O.D. TUBE | PIPE THREAD | A     | B     | C     | HEX   |
|--------------|-----------|-------------|-------|-------|-------|-------|
| 269PPDOT-4A  | 1/4       | 1/8         | .984  | .906  | .748  | 3/8   |
| 269PPDOT-4B  | 1/4       | 1/4         | 1.024 | .945  | .945  | 7/16  |
| 269PPDOT-4C  | 1/4       | 3/8         | 1.10  | 1.00  | .98   | 1/2   |
| 269PPDOT-6A  | 3/8       | 1/8         | 1.08  | .98   | .80   | 1/2   |
| 269PPDOT-6B  | 3/8       | 1/4         | 1.063 | .984  | .945  | 1/2   |
| 269PPDOT-6C  | 3/8       | 3/8         | 1.083 | 1.004 | .984  | 1/2   |
| 269PPDOT-6D  | 3/8       | 1/2         | 1.14  | 1.04  | 1.19  | 5/8   |
| 269PPDOT-8B  | 1/2       | 1/4         | 1.25  | 1.15  | 1.05  | 5/8   |
| 269PPDOT-8C  | 1/2       | 3/8         | 1.181 | 1.102 | 1.043 | 11/16 |
| 269PPDOT-8D  | 1/2       | 1/2         | 1.220 | 1.142 | 1.142 | 11/16 |
| 269PPDOT-10C | 5/8       | 3/8         | 1.27  | 1.17  | 1.13  | 3/4   |
| 269PPDOT-10D | 5/8       | 1/2         | 1.30  | 1.20  | 1.28  | 11/16 |



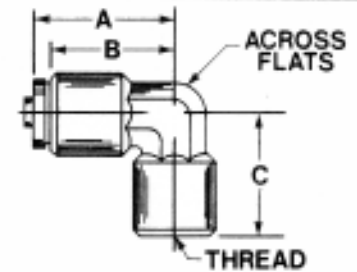
**269PPSDOT 360° SWIVEL ELBOW, TUBE TO MPT**

| PART NUMBER  | O.D. TUBE | PIPE THREAD | A     | B     | C     | HEX   |
|--------------|-----------|-------------|-------|-------|-------|-------|
| 269PPSDOT-4A | 1/4       | 1/8         | .984  | .905  | 1.130 | 7/16  |
| 269PPSDOT-4B | 1/4       | 1/4         | .984  | .905  | 1.327 | 9/16  |
| 269PPSDOT-4C | 1/4       | 3/8         | 1.08  | .98   | 1.14  | 1/2   |
| 269PPSDOT-6A | 3/8       | 1/8         | 1.08  | .98   | 1.08  | 1/2   |
| 269PPSDOT-6B | 3/8       | 1/4         | 1.043 | .965  | 1.445 | 9/16  |
| 269PPSDOT-6C | 3/8       | 3/8         | 1.043 | .965  | 1.465 | 11/16 |
| 269PPSDOT-6D | 3/8       | 1/2         | 1.08  | .98   | 1.52  | 1/2   |
| 269PPSDOT-8B | 1/2       | 1/4         | 1.26  | 1.16  | 1.26  | 5/8   |
| 269PPSDOT-8C | 1/2       | 3/8         | 1.220 | 1.142 | 1.681 | 11/16 |
| 269PPSDOT-8D | 1/2       | 1/2         | 1.220 | 1.142 | 1.317 | 7/8   |



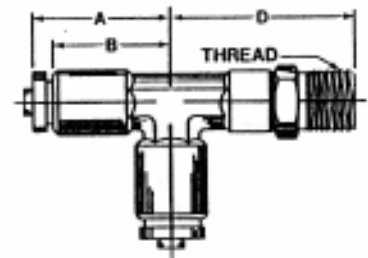
**270PPDOT FEMALE ELBOW, TUBE TO FPT**

| PART NUMBER | O.D. TUBE | PIPE THREAD | A     | B    | C    | HEX  |
|-------------|-----------|-------------|-------|------|------|------|
| 270PPDOT-4A | 1/4       | 1/8         | 1.024 | .945 | .748 | 3/8  |
| 270PPDOT-4B | 1/4       | 1/4         | 1.024 | .945 | .945 | 7/16 |
| 270PPDOT-6B | 3/8       | 1/4         | 1.063 | .984 | .945 | 1/2  |
| 270PPDOT-6C | 3/8       | 3/8         | 1.063 | .984 | .906 | 5/8  |
| 270PPDOT-8D | 1/2       | 1/2         | 1.24  | 1.14 | 1.21 | 5/8  |



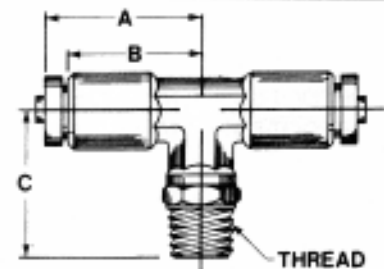
**271PPSDOT MALE SWIVEL RUN TEE, TUBE TO MPT TO TUBE**

| PART NUMBER  | O.D. TUBE | PIPE THREAD | A     | B     | C     | HEX   |
|--------------|-----------|-------------|-------|-------|-------|-------|
| 271PPSDOT-4A | 1/4       | 1/8         | 1.004 | .925  | 1.228 | 7/16  |
| 271PPSDOT-4B | 1/4       | 1/4         | 1.004 | .925  | 1.425 | 9/16  |
| 271PPSDOT-6B | 3/8       | 1/4         | 1.063 | .984  | 1.504 | 9/16  |
| 271PPSDOT-6C | 3/8       | 3/8         | 1.063 | .984  | 1.524 | 11/16 |
| 271PPSDOT-8C | 1/2       | 3/8         | 1.193 | 1.114 | 1.650 | 11/16 |
| 271PPSDOT-8D | 1/2       | 1/2         | 1.24  | 1.14  | 1.61  | 7/8   |



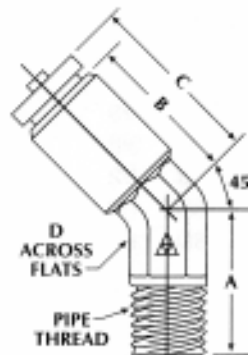
**272PPSDOT MALE SWIVEL BRANCH TEE, TUBE TO TUBE TO MPT**

| PART NUMBER  | O.D. TUBE | PIPE THREAD | A     | B     | C     | HEX   |
|--------------|-----------|-------------|-------|-------|-------|-------|
| 272PPSDOT-4A | 1/4       | 1/8         | 1.004 | .925  | 1.130 | 7/16  |
| 272PPSDOT-4B | 1/4       | 1/4         | 1.004 | .925  | 1.327 | 9/16  |
| 272PPSDOT-6A | 3/8       | 1/8         | 1.09  | .99   | 1.16  | 7/16  |
| 272PPSDOT-6B | 3/8       | 1/4         | 1.043 | .965  | 1.445 | 9/16  |
| 272PPSDOT-6C | 3/8       | 3/8         | 1.043 | .965  | 1.465 | 11/16 |
| 272PPSDOT-8B | 1/2       | 1/4         | 1.26  | 1.16  | 1.26  | 9/16  |
| 272PPSDOT-8C | 1/2       | 3/8         | 1.200 | 1.122 | 1.680 | 11/16 |
| 272PPSDOT-8D | 1/2       | 1/2         | 1.26  | 1.16  | 1.64  | 7/8   |



**279PPDOT 45° MALE ELBOW**

| PART NUMBER  | O.D. TUBE | PIPE THREAD | A    | B    | C    | HEX   |
|--------------|-----------|-------------|------|------|------|-------|
| 279PPDOT-4A  | 1/4       | 1/8         | .83  | .89  | .99  | 3/8   |
| 279PPDOT-4B  | 1/4       | 1/4         | .91  | .89  | .99  | 3/8   |
| 279PPDOT-6A  | 3/8       | 1/8         | .75  | .89  | .99  | 1/2   |
| 279PPDOT-6B  | 3/8       | 1/4         | .95  | .98  | 1.08 | 1/2   |
| 279PPDOT-6C  | 3/8       | 3/8         | .89  | .98  | 1.08 | 1/2   |
| 279PPDOT-8B  | 1/2       | 1/4         | .98  | 1.12 | 1.22 | 5/8   |
| 279PPDOT-8C  | 1/2       | 3/8         | 1.05 | 1.10 | 1.20 | 5/8   |
| 279PPDOT-8D  | 1/2       | 1/2         | 1.13 | 1.09 | 1.19 | 5/8   |
| 279PPDOT-10D | 5/8       | 1/2         | 1.12 | 1.12 | 1.22 | 11/16 |



**NOTES**

---