

Plastic-bodied safety switches I88-AHDB

For installation to hinged axis
Protection class IP 65



Designation

Part number

Circuit diagram

⊕ Forced disconnect to
IEC 947-5-1 chapter 3

Za: not galvanically separated contacts

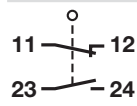
Zb: galvanically separated contacts

Slow make & break/snap-action

Internal seal (iw)/external seal (w)

I88-U1Z AHDB

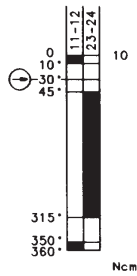
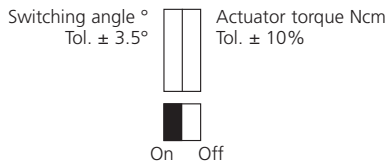
618.6100.267



⊕ Zb

●/-

iw



Voltage max. 500 V AC

Permanent current max. 10 A

In-rush current complies with standards

IEC 947-5-1 AC 15/DC 13

Switching frequency max. 50/min.

Mechanical life – number of switching actions 1 x 10⁶

Operating temperature min./max. -30 °C/+80 °C

-22 °F/+176 °F

Approvals

BG, UL, CSA

Weight

0.09 kg/0.20 lb

Delivery: ex-stock/built to order

-/●

All dimensions in mm (inch)

